






Last data input: May 15, 2024  
Contributors: 6

Median / actual (mn€)		2023	2024e	2025e	2026e
EBITDA		<u>1,495</u>	<u>1,505</u>	<u>1,532</u>	<u>1,571</u>
EBIT		<u>741</u>	<u>795</u>	<u>812</u>	<u>821</u>
Net profit post minorities		<u>375</u>	<u>413</u>	<u>424</u>	<u>430</u>
Net debt		<u>3,828</u>	<u>4,014</u>	<u>4,129</u>	<u>4,151</u>

## Disclaimer

Download  

Hera S.p.A. (hereafter referred to as "The Company") is followed by the analyst(s) listed above. Please note that any opinions, estimates or forecasts regarding The Company's performance made by these analysts are theirs alone and do not represent opinions, forecasts or predictions of The Company or its management. The Company does not by its reference above or distribution imply its endorsement of or concurrence with such information, conclusions or recommendations. Read more...

Supplied by © EUROLAND IR®