













Last data input: Jul 4, 2024

MEDIAN / ACTUAL (OMR MN)		2023	2024E	2025E	2026E
Total assets		<u>4,822</u>	<u>4,798</u>	<u>5,148</u>	<u>5,487</u>
Loans and advances		<u>3,496</u>	<u>3,664</u>	<u>3,899</u>	<u>4,058</u>
Customer deposits		<u>3,573</u>	<u>3,567</u>	<u>3,822</u>	<u>4,085</u>
Net interest income		<u>111</u>	<u>116</u>	<u>125</u>	<u>125</u>
Total operating income		<u>146</u>	<u>157</u>	<u>168</u>	<u>172</u>
Operating expenses		<u>-62</u>	<u>-64</u>	<u>-67</u>	<u>-68</u>
Operating profit before impairment		<u>84</u>	<u>93</u>	<u>101</u>	<u>104</u>
Impairment losses		<u>-16</u>	<u>-19</u>	<u>-19</u>	<u>-17</u>
Profit before tax		<u>68</u>	<u>74</u>	<u>82</u>	<u>87</u>
Net profit		<u>58</u>	<u>63</u>	<u>70</u>	<u>74</u>
EPS (OMR)		<u>0.028</u>	<u>0.032</u>	<u>0.035</u>	<u>0.038</u>
DPS (OMR)		<u>0.009</u>	<u>0.011</u>	<u>0.015</u>	<u>0.014</u>

Recalculate data above,
use data not older than:

14 days 1 month 3 months 6 months 1 year

or select date here:

16/07/2023



Show Data

Contributors

EFG Hermes

U-Capital

United Securities

Vision Capital

Disclaimer

Download  

National Bank of Oman (hereafter referred to as "The Company") is followed by the analyst(s) listed above. Please note that any opinions, estimates or forecasts regarding The Company's performance made by these analysts are theirs alone and do not represent opinions, forecasts or predictions of The Company or its management. The Company does not by its reference above or distribution imply its endorsement of or concurrence with such information, conclusions or recommendations. Read more...

Supplied by © **EUROLAND IR**®