





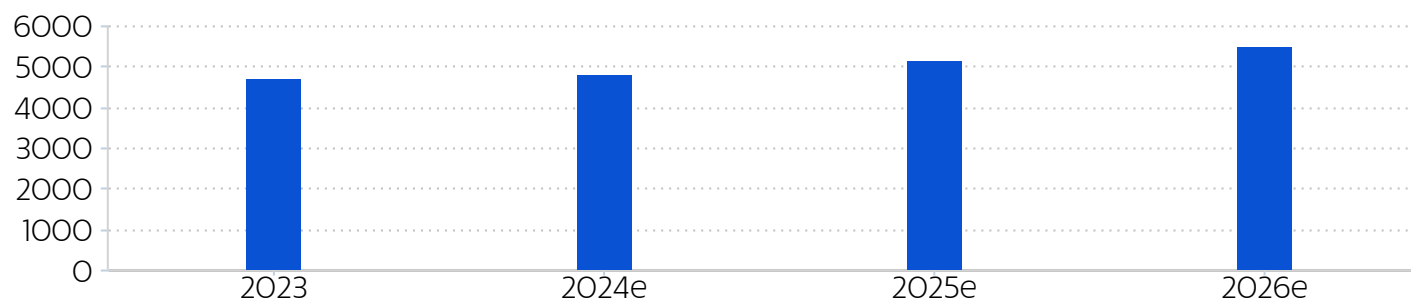


Back to summary view

Last data input: Jul 4, 2024

TOTAL ASSETS (OMR MN)		2023	2024E	2025E	2026E
Actual		4,822			
Average		4,664	4,849	5,187	5,487
Median		4,699	4,798	5,148	5,487
High		4,727	5,112	5,384	5,675
Low		4,566	4,688	5,067	5,298
Contributors		3	4	4	2

Total assets (OMR Mn, median)



Recalculate data and graphs above,
use data not older than:

14 days 1 month 3 months 6 months 1 year

or select date here:

16/07/2023



Show Data

Contributors

EFG Hermes
United Securities

U-Capital
Vision Capital

National Bank of Oman (hereafter referred to as "The Company") is followed by the analyst(s) listed above. Please note that any opinions, estimates or forecasts regarding The Company's performance made by these analysts are theirs alone and do not represent opinions, forecasts or predictions of The Company or its management. The Company does not by its reference above or distribution imply its endorsement of or concurrence with such information, conclusions or recommendations. Read more...