












Last data input: Sep 12, 2024

Median / actual (SAR Mn)		2023	2024e	2025e	2026e
Total assets		253,383	283,667	308,739	337,592
Loans to customers		179,391	201,873	222,923	243,555
Customer deposits		172,209	194,260	213,672	234,419
Net interest income		7,835	7,954	8,517	9,161
Total income		9,324	9,598	10,262	11,016
Total expenses		-3,022	-3,193	-3,379	-3,636
Profit before loan losses		6,302	6,471	6,955	7,484
Loan losses		-1,594	-1,268	-1,420	-1,531
Net income		4,708	5,254	5,483	5,908
EPS (SAR)		3.33	3.59	3.80	4.16
DPS (SAR)		1.95	2.04	2.13	2.25

Recalculate data above,
use data not older than:

14 days 1 month 3 months 6 months 1 year

or select date here:



Contributors

[Arqaam Capital](#)
[CI Capital](#)
[Citigroup](#)
[EFG Hermes](#)
[FAB Securities](#)
[Jefferies International](#)
[JPMorgan](#)
[SICO](#)
[SNB Capital](#)

Disclaimer

Download  

Banque Saudi Fransi (hereafter referred to as "The Company") is followed by the analyst(s) listed above. Please note that any opinions, estimates or forecasts regarding The Company's performance made by these analysts are theirs alone and do not represent opinions, forecasts or predictions of The Company or its management. The Company does not by its reference above or distribution imply its endorsement of or concurrence with such information, conclusions or recommendations. [Read more...](#)

Supplied by © EUROLAND IR®