







[Back to summary view](#)

2023 (QAR Mn)		Actual	Average	Median	High	Low	Contr.
Total assets		1,230,985	1,217,847	1,219,947	1,228,783	1,199,373	8
Loans to customers		852,987	833,927	830,263	855,357	822,769	8
Customer deposits		857,106	850,045	852,133	884,393	820,726	8
Net interest income		30,417	29,986	30,162	31,737	28,601	8
Operating income		38,477	37,397	37,883	38,536	35,036	8
Profit for the period		15,665	15,606	15,623	17,609	14,030	8

## Disclaimer

Download  

Qatar National Bank Q.P.S.C. (hereafter referred to as "The Company") is followed by the analyst(s) listed above. Please note that any opinions, estimates or forecasts regarding The Company's performance made by these analysts are theirs alone and do not represent opinions, forecasts or predictions of The Company or its management. The Company does not by its reference above or distribution imply its endorsement of or concurrence with such information, conclusions or recommendations.

The information on these web pages does not represent opinions, forecasts or predictions of The Company nor its management. The Company has no control over the content, quality, nature or reliability of any such third party web pages, and shall have no liability whatsoever in respect to the information provided on these web pages. A link to a third party web page does not imply any endorsement, investigation or verification by The Company of any information contained on this web page, and the information is not intended to imply any endorsement of or provide any investment advice.

Euroland.com AS does not represent or warrant that any information anywhere on these web pages is accurate or complete and it should not be relied upon as such. The information on these web pages is provided for informational purposes only. Any information on these web pages is of an indicative nature and does not, and is not intended to, constitute an offer, solicitation, invitation or recommendation to buy, sell or deliver (directly or indirectly) any securities or derivatives thereon, nor a representation that a purchase or sale thereof can be effected on the basis of such information or at any given price. The information on these web pages does not give rise to any legally binding obligation and/or agreement, including without limitation any obligation to update such information. It may not be reproduced, distributed or published in connection with any offer, solicitation, invitation or recommendation to subscribe for or to buy or sell any securities or derivatives thereon by any recipient. Each recipient shall be deemed to have made its own investigation and appraisal of the financial status of the companies in question. No liability whatsoever is accepted for any direct or consequential loss, expense or damage arising from or in connection with the use of the information on these web pages, including the data stated therein. Nor can this information be interpreted as advice for a particular investment strategy or for any other purpose.

Supplied by © **EUROLAND IR**®